

Suraxit

SINGLE LOOP ADDRESSABLE FIRE ALARM PANEL



OVERVIEW

Analogue Addressable Single Loop Fire Alarm Control Panel with inbuilt printer, Supports 250 devices of any combination with loop limitation up to 2KMs, 1024 configurable Zones with association of 1024 Groups on each panel. The panel will support verbena protocol. Peer to Peer network up to 64 nodes of any loop panels. Any Panel can be a Master and Rest shall be Slave configurable. Shall monitor all panel data in Single Graphic Software and Mobile Application with Wi-Fi and LAN communication mode, Advanced technology of Cloud storage for data safety, Color graphic TFT display (Dimensions 480x272mm). Event Logging capacity of 7000 Events. Multiple levels of password protection facility, Complete Front panel Programmable /Software configurable Fire Alarm Control Panel. MODBUS connectivity (Optional). Panel to panel networking support up to 1kms. Cause and Effect matrix across 64 panels in Networking. Shall be IOT compatible with Verbena Range of Conventional Panels in Single Mobile Application



USER INTERFACE

Display

Color graphic TFT display (Dimensions 480x272mm).

Control Key

Evacuation, Silence/Resound, Silence Buzzer, Delay, System Reset.



Programming Key

12 Button alpha numeric Key pad inclusive ESC and Back key plus 4 navigation keys and an Enter key.

Indicators

Fire, Fault, Evacuation, Silence, Delay IN, Delay Override, Activated, Mains On, Battery Mode, System Fault, INPUT, Disable, Network Error, Earth fault, Pre-Alarm

NETWORKING FEATURES

- Network Up to 64 Panels any combination.
- CAN Bus Peer-to-peer for panel-to-panel networking
- RS 485 inbuilt port for Modbus communication

PANEL FEATURES

- Programmable Output Relay
- Easy 5 Key-press Set-up
- Color graphic TFT LCD display (Dimensions 480x272mm)
- Support RS 232 Upload/Download
- Alpha-numeric style keypad and navigation keys
- Option to write site details in display
- Panel buzzer 'mute' level 1 mode
- Inbuilt thermal printer
- Remote LED Support
- Level -4 configuration Passcode Support
- Sounder Synchronization
- 1024 Zone creation and 1024 Association for Input and Output logic
- Maximum Loop Length up to 2Km

SOFTWARE FEATURES

- PC Configurable Software
- 16 timers per day
- Event Logging
- Onboard Diagnostics
- Day/Night Sensitivity adjustment
- Graphic Support for Visual Indication
- IoT support for Mobile Application



Visit Now

www.verbenalimited.com

Mail us for more info

Info@verbenalimited.com



VE-2025-01

HARDWARE FEATURES

- 1 programmable sounder circuits 2A
- 1 programmable AHU circuits 2A
- 1 Aux circuit for 24V dc 2A
- 1 Fault Circuit 2A
- 4 Input Circuit

OUTPUT

- 4 Output programmable circuit 1 for sounder 1 for Aux, 1 for AHU and 1 for fault 2A

INPUT

- 4 Input Circuit to take input of any third-party devices

ONBOARD DATA PORTS

- 1 CAN port for Panel and repeater Communication
- 1 RS 485 inbuilt

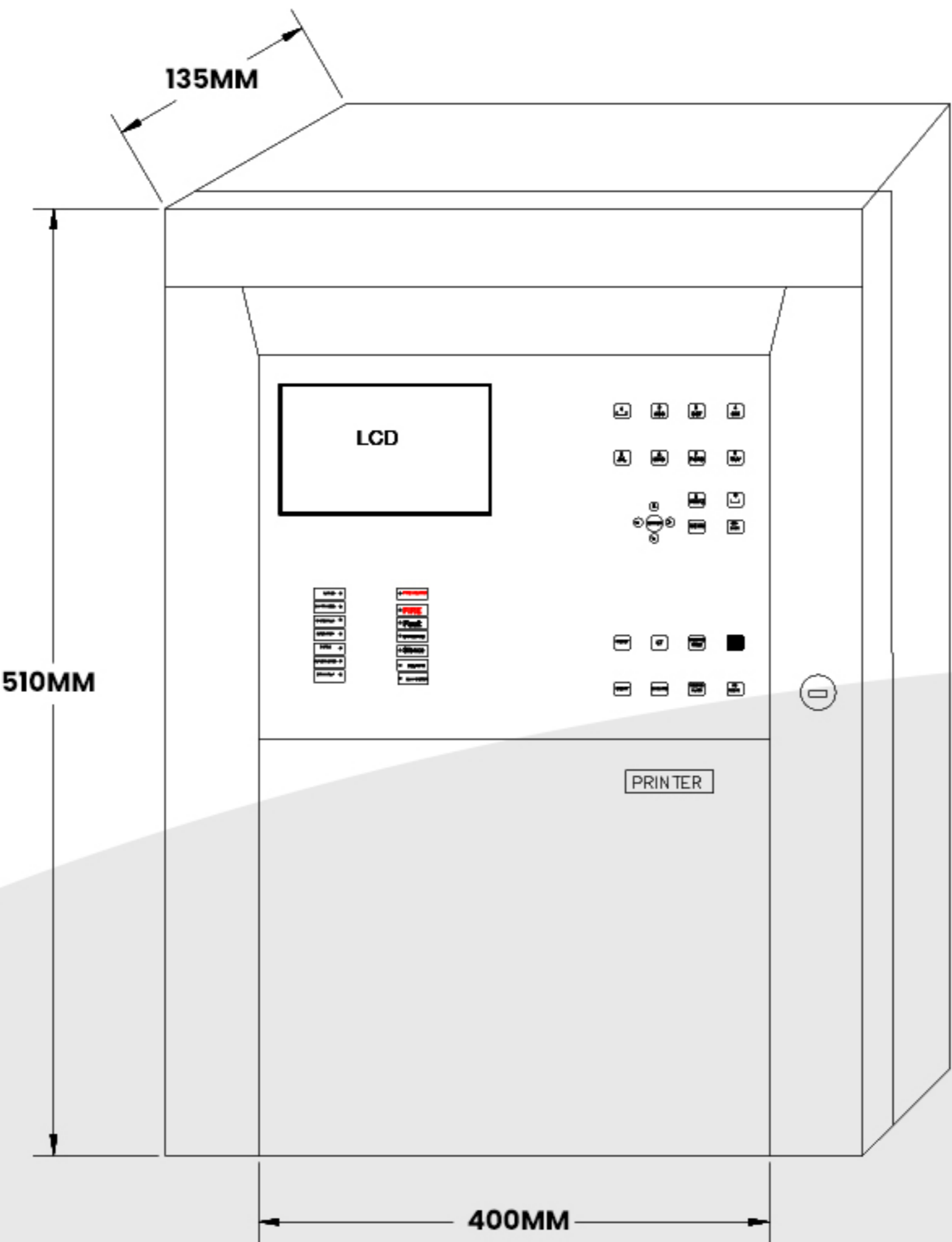
MECHANICAL SPECIFICATION	
Dimensions (MM)	510 X 400 X135
Weight (Excluding Batteries)	8kg
Color	Cream White
Knockouts(25MM)	Top: 3No's Bottom: 2 No's
Mounting Holes	3
Operating Temperature	-05 C up to +65 C
IP Rating	IP50
Relative Humidity	Up to 95% (without condense)
Material	CRC Sheet

ELECTRICAL SPECIFICATION	
Operating Voltage	110 / 230V AC \pm 10%
SMPS Rating	24V DC 4.5A
Stand By Batteries	2 X 7Ah Max.
Auxiliary Output	24V DC 2A

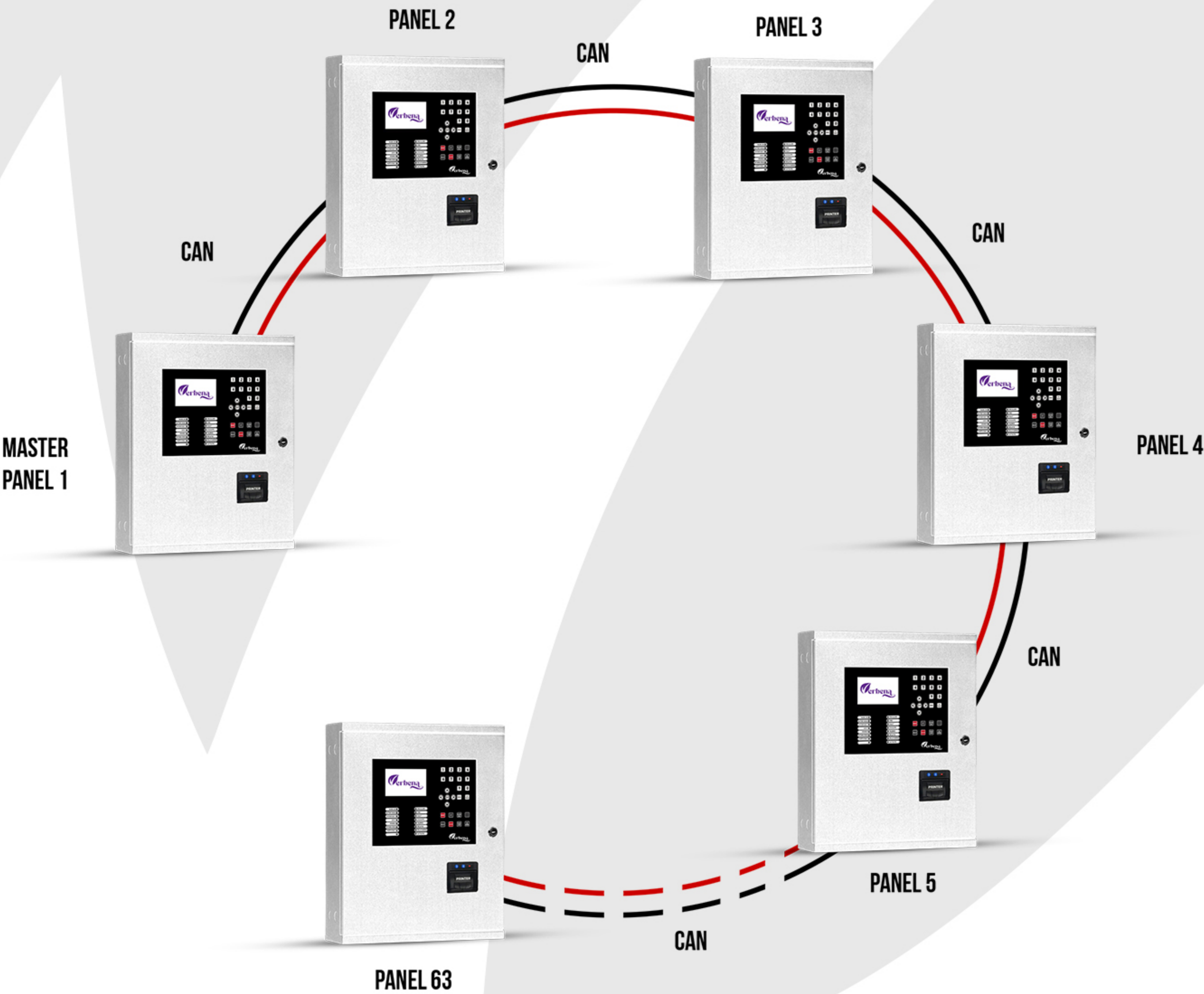
APPROVALS



ENGINEERING / ARCHITECTURAL DIAGRAM

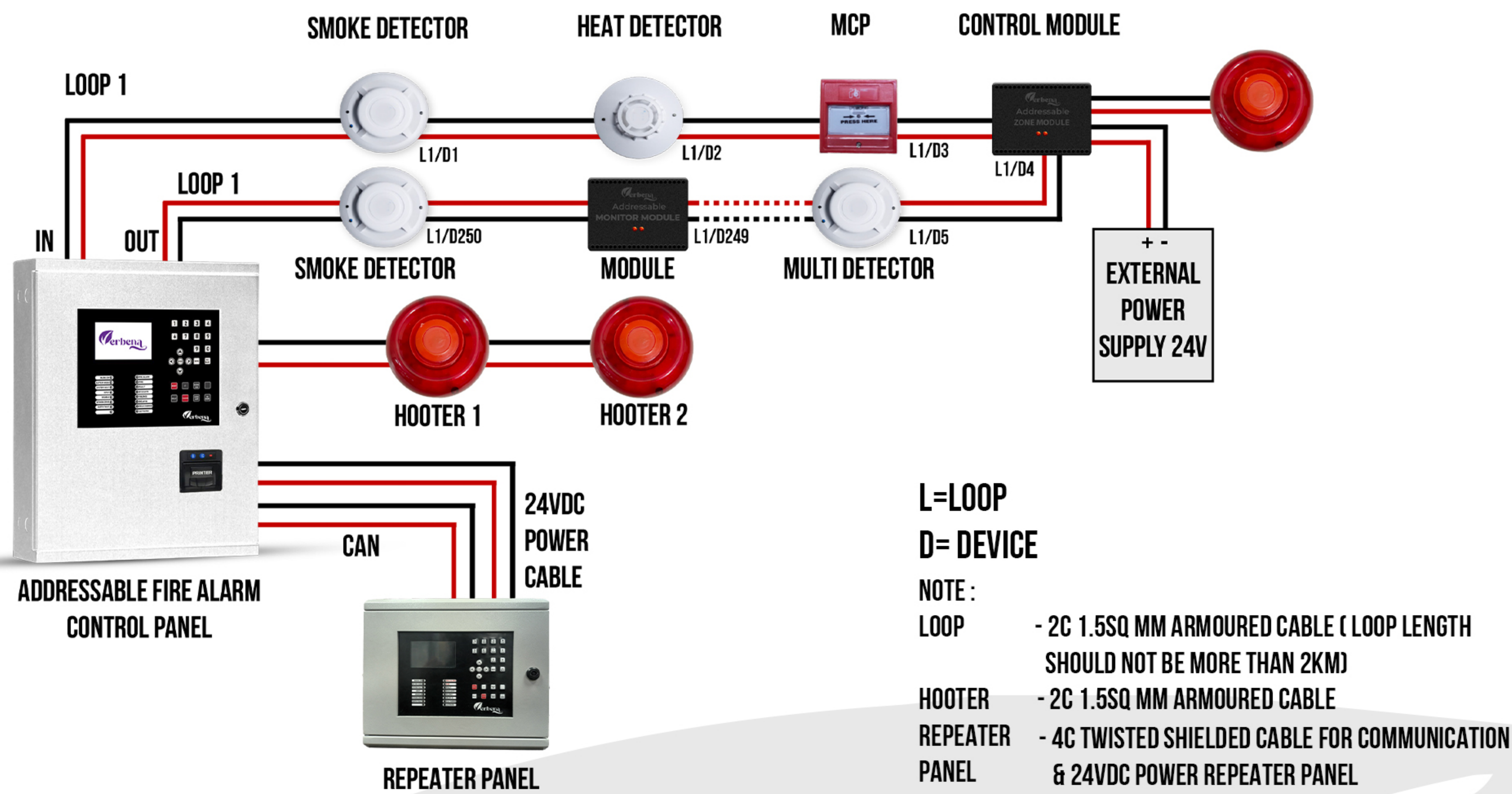


PEER-PEER NETWORKING SCHEMATIC DIAGRAM

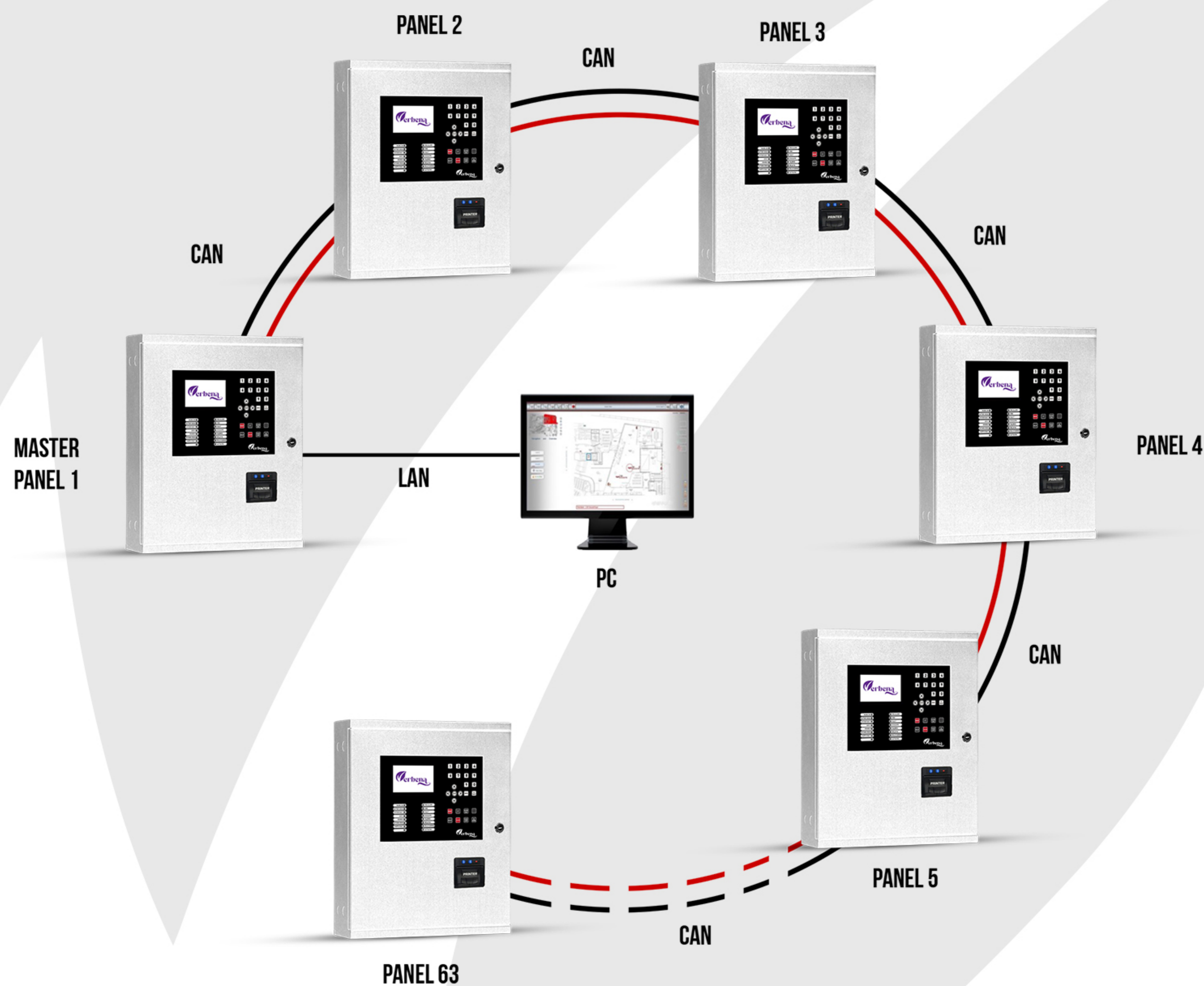


NOTE:
CAN : 2C 1.5 SQMM TWISTED SHIELDED CABLE

ADDRESSABLE WIRING SCHEMATIC DIAGRAM



GRAPHICS SOFTWARE COMMUNICATION WITH PANEL SCHEMATIC DIAGRAM



NOTE:
CAN : 2C 1.5 SQMM TWISTED SHIELDED CABLE
LAN : CAT6 CABLE

Disclaimer

This document is just for a general overview & is not intended to be used for installation purpose. Data contained in documentation should be consulted with a fire-safety professional before specifying or using the product. All the specification are subject to change without prior notice. Refer to manual for more info.